
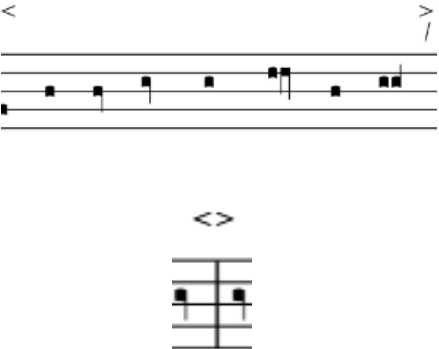
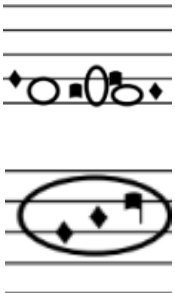

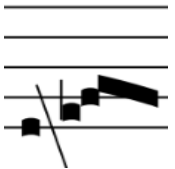






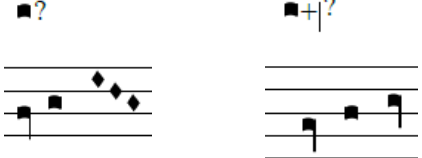


## Table of Symbols

Example	Description
	<ul style="list-style-type: none"> <li>Diagonal strokes to the right (/) indicate a change of staff in the manuscript and refer only to odd stanzas and refrains.</li> </ul>
	<ul style="list-style-type: none"> <li>Oblique brackets refer to omissions in melodic repetition. The space between the signs indicates the absence of notation. This applies only to the even stanzas and refrains.</li> </ul>
	<ul style="list-style-type: none"> <li>Elliptical and circular forms occur in places where erasures are found in the manuscript. These can appear with a second layer on top of them.</li> </ul>
	<ul style="list-style-type: none"> <li>The scratches over the notation mean cancellation of the stem or figure, effected by a scribe.</li> </ul>
	<ul style="list-style-type: none"> <li>The appearance in the manuscript of a line between two sets of figures serves to create a division between them, in order to clarify text-setting.</li> </ul>

	<ul style="list-style-type: none"> <li>In <i>To</i> the flat symbol that appears in the Medieval fonts of <i>Finale</i> was used.</li> </ul>  <ul style="list-style-type: none"> <li>In the edition of <i>E</i> and <i>T</i> the figure was designed anew, to make it closer to the original form from a graphic point of view.</li> </ul> 
	<ul style="list-style-type: none"> <li>Due to the graphic limitations of the <i>Finale</i> software used, whenever the figure , with a slanted final <i>punctum</i>, appears, the inclination is represented by its detachment from the previous <i>puncta</i>.</li> </ul>
	<ul style="list-style-type: none"> <li>The <i>custos</i> is used exclusively in <i>To</i>.</li> </ul>
	<ul style="list-style-type: none"> <li>Question marks indicate doubts concerning the form of the figure in the even stanza or refrain.</li> </ul>
<p style="text-align: center;">Ṛ.</p>	<ul style="list-style-type: none"> <li>This symbol is intended to indicate the start of the refrain.</li> </ul>
<p style="text-align: center;">Ṛ. [2]</p>	<ul style="list-style-type: none"> <li>Whenever the norm of annotating only the odd occurrences of the melody is abandoned, the even number is indicated between square brackets after the symbol for a refrain.</li> </ul>
<p style="text-align: center;">[s/ Ṛ.]</p>	<ul style="list-style-type: none"> <li>Indication of absence of refrain.</li> </ul>